



How to identify win-win interventions that benefit human health and conservation

Skylar R. Hopkins^{1,2}✉, Susanne H. Sokolow³, Julia C. Buck⁴, Giulio A. De Leo³, Isabel J. Jones³, Laura H. Kwong⁵, Christopher LeBoa³, Andrea J. Lund⁶, Andrew J. MacDonald^{7,8}, Nicole Nova⁷, Sarah H. Olson⁹, Alison J. Peel¹⁰, Chelsea L. Wood¹¹ and Kevin D. Lafferty¹²

To reach the Sustainable Development Goals, we may need to act on synergies between some targets while mediating trade-offs between other targets. But what, exactly, are synergies and trade-offs, and how are they related to other outcomes, such as 'win-win' solutions? Finding limited guidance in the existing literature, we developed an operational method for distinguishing win-wins from eight other possible dual outcomes (lose-lose, lose-neutral and so on). Using examples related to human health and conservation, we illustrate how interdisciplinary problem-solvers can use this framework to assess relationships among targets and compare multi-target interventions that affect people and nature.

Interdependency has been hailed as a curse and a blessing for achieving the United Nations Sustainable Development Goals (SDGs), which encompass 169 sustainability targets^{1–3}. On the one hand, historical advances toward some sustainable development targets (for example, SDG 2: Zero Hunger, SDG 8: Decent Work and Economic Growth) have caused declines in others (for example, SDG 6: Clean Water and Sanitation), highlighting trade-offs that might impede achieving all SDGs by 2030^{2,4–6}. On the other hand, synergies between SDG targets are often proposed as our best hope for getting back on track to reach the 2030 goals; if multiple SDGs can be advanced at the same time, progress may be faster and more cost-effective^{7,8}. To that end, research and policy pieces often focus on interdependent targets, aiming to maximize synergies, avoid or mediate trade-offs, and ignore other possible outcomes^{5,9–11}.

Acting on interdependent SDGs requires that decision makers can first distinguish among all possible interdependent and independent outcomes. However, terms like 'synergy', 'trade-off', 'co-benefit' and 'win-win' are rarely defined in the sustainability or ecosystem services literatures^{1,12}. At best, synergies are defined as causal positive relationships and trade-offs as causal negative relationships^{1,11}, where correlation strength is sometimes given a nominal score (for example, +1 is 'creates conditions that further another target' and +3 is 'inextricably linked to the achievement of another target')^{1,9}. These scores have been applied differently by different teams¹, highlighting how difficult they are to use consistently in practice. Furthermore, they do not clarify how synergies and trade-offs relate to specific outcomes. For instance, an action that degrades two target indicators will create a positive correlation (that is, synergy), but not a win-win. What, then, is the difference between a synergy and a win-win? And can win-win solutions ever be created from trade-offs? After finding limited published guidance for navigating these terms, our working group developed an

explicit framework for one early step in the SDG implementation process: assessing relationships among intervention targets and distinguishing among desirable and undesirable outcomes¹¹.

Researchers, practitioners and decision makers can use the framework described herein to compare interventions with just a few targets, such as the pairs proposed under the International Union for Conservation of Nature's Global Standard for Nature-based Solutions¹⁰, or to complete all pairwise comparisons within the full SDG target network — an increasingly common exercise^{5,11,13}. With three possible outcomes per target (win, neutral or lose), there are nine possible correlated or uncorrelated joint outcomes for two targets (lose-lose, lose-neutral and so on; Fig. 1). Unlike previous frameworks, this comparative process retains uncorrelated, neutral outcomes, which can be valuable management options to consider during multi-criteria decision making. Below, we illustrate how to use our framework using examples related to human infectious disease control and conservation.

Start with baselines and outcome directions

To define the relationship between any two targets, one must know how each target has changed, is changing or will change. This is accomplished by first defining the spatial and temporal baseline for each target. Baselines are usually defined as the conditions that exist before an intervention, such as the prevalence of parasites in a community before a school deworming programme begins. Some baselines will be considered relatively 'healthy' and thus worth maintaining, such as a lake that already has high quality water before an intervention. Other baselines will be considered relatively 'unhealthy' and worth improving, such as a eutrophic and polluted lake that receives a high volume of agricultural runoff. Stakeholders might have different perspectives on what the baselines are, and these differences are important to document and discuss. From

¹National Center for Ecological Analysis and Synthesis, Santa Barbara, CA, USA. ²Department of Applied Ecology, North Carolina State University, Raleigh, NC, USA. ³Hopkins Marine Station, Stanford University, Pacific Grove, CA, USA. ⁴Department of Biology and Marine Biology, University of North Carolina Wilmington, Wilmington, NC, USA. ⁵Woods Institute for the Environment, Stanford University, Stanford, CA, USA. ⁶Emmett Interdisciplinary Program in Environment and Resources, Stanford University, Stanford, CA, USA. ⁷Department of Biology, Stanford University, Stanford, CA, USA. ⁸Earth Research Institute, University of California, Santa Barbara, CA, USA. ⁹Wildlife Conservation Society, Health Program, New York, NY, USA. ¹⁰Environmental Futures Research Institute, Griffith University, Nathan, Queensland, Australia. ¹¹School of Aquatic and Fishery Sciences, University of Washington, Seattle, WA, USA. ¹²US Geological Survey, Western Ecological Research Center, c/o Marine Science Institute, University of California, Santa Barbara, CA, USA.

✉e-mail: skylar_hopkins@ncsu.edu

chosen baselines, we can then define the observed or expected trajectories through time or space (win, lose or neutral), where a decline from relatively healthy conditions indicates degradation (lose), no change from baseline indicates stasis (neutral), and an increase from relatively unhealthy conditions indicates improvement (win; Fig. 1). A 'win' can occur even when starting conditions are 'healthy' (for example, what starts as acceptable water quality becomes pristine water quality; Fig. 1a) and a 'loss' can occur even when baselines are 'unhealthy' (for example, what starts as moderate disease burden becomes high disease burden; Fig. 1b); it is the relative change from baseline that determines the outcome direction. The outcome directions for any two targets determine where the intervention falls within the nine-panel outcome space in Fig. 1.

In this direction-based framework, neutral outcomes do not have an inherent value judgement, where we define 'values' as 'reference points for evaluating things as good or bad'³. There are many types of values (for example, economic value and societal value), and value judgements often differ among stakeholders³. For instance, along the Senegal River in West Africa, dam construction extirpated native, migratory prawns. Before the dam, prawns ate the snails that are intermediate hosts for human schistosome parasites, so prawn extirpation contributed to high human disease burdens that persist to this day^{14,15}—a lose-lose scenario for ecosystems and human health (but a win for local agriculture, because the dam supported agricultural irrigation). Any interventions that preserve the current, high disease burdens (an 'unhealthy' baseline) would be called 'neutral' scenarios for human health in our framework, even though those interventions might be negatively valued by people living near the Senegal River (red neutral-neutral panel; Fig. 1b). In contrast, schistosomiasis has been eliminated in Japan¹⁶, so neutral interventions in Japan that preserve the contemporary, 'healthy', disease-free baseline would be positively valued (blue neutral-neutral panel; Fig. 1a). These examples show that the inherent values associated with neutral outcomes depend on the values associated with the baseline conditions (Fig. 1).

If desired, value judgements for baselines can be used to determine a 'level of urgency' for any given pair of targets¹¹. The most urgent targets might be those that are below standards ('mutually unhealthy') and declining. For these scenarios, any neutral outcomes will be negatively valued, and thus only interventions with win-win outcomes will be positively valued (one blue panel in Fig. 1b). In contrast, targets that are above standards ('mutually healthy') and increasing might have low urgency, and neutral-neutral, win-neutral, neutral-win or win-win outcomes will be positively valued (Fig. 1a). In the first case, neutral outcomes might be best avoided, whereas in the second case, considering neutral outcomes expands management options for positively valued outcomes. Again, these examples show that the values associated with outcomes depend on the values associated with the baseline conditions (Fig. 1)¹⁷.

Neutral outcomes may often be ignored in the sustainability and ecosystem services literatures because most contemporary baselines are considered mutually unhealthy, but mutually healthy baselines do exist (central panel in Fig. 1a; dashed lines in Fig. 2b). For instance, it is far more efficient to prevent a disease vector from invading than it would be to control or eradicate an established vector (for example, the mosquitoes that spread Chikungunya virus in Italy¹⁸ or avian malaria in Hawaii¹⁹). Neutral-neutral interventions that prevent degradation are analogous to 'preventative healthcare', where 'an ounce of prevention is worth a pound of cure'²⁰.

Unfortunately, many systems are already degraded and need 'sick care' to return to historical, mutually healthy baselines. For instance, restoring logged forests might increase ecosystem integrity and improve human health, because increasing upstream forest cover is associated with reduced downstream childhood diarrhoea risk (Fig. 2)^{21,22}—a win-win if measured from mutually unhealthy, degraded baselines. This scenario would be a net neutral-neutral outcome

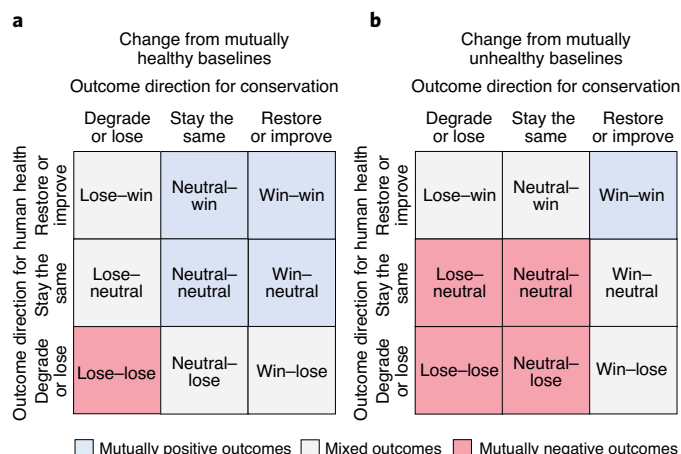


Fig. 1 | A framework for evaluating intervention outcomes and their associated values. Given any two intervention targets (for example, one related to human health and one related to conservation), there are nine possible joint outcomes that can be differentiated by defining changes from baselines ('win', 'neutral' or 'lose') using data or logic. The joint outcomes on the positive diagonal are positively correlated synergies, and joint outcomes on the negative diagonal are negatively correlated trade-offs. **a, b**, The values ('good' or 'bad') associated with outcomes are subjective and depend on the values associated with their baselines; here we show the values associated with changes from mutually 'healthy' baselines (**a**) and mutually 'unhealthy' baselines (**b**).

if the baselines were intact forests and low childhood diarrhoea ('mutually healthy' baselines), which were degraded by logging forests (a lose-lose) and later restored by reforestation to 'healthy' baselines (a win-win; solid lines in Fig. 2b). Although this net neutral-neutral scenario has the same baselines and outcomes as would a 'preventative healthcare' neutral-neutral scenario (that is, never unsustainably logging forests in the first place), it involves ecosystem degradation, lost human lives and resources spent on reforestation and healthcare. As in this example, many win-win solutions are sick care for degraded systems, and thus represent corrective actions for when preventative care has failed.

Positive correlations suggest win-win potential

In the sustainability literature, synergies are often defined as causal positive relationships between two targets or outcomes^{9,11}. Such relationships can exist either because one outcome causes the other (for example, an improved conservation outcome reduces human disease burdens, or reduced human disease burdens improve ecosystem integrity) or because a shared driver affects each outcome (for example, invasive rat control benefits both human health and native wildlife populations through different processes, with rats being a common driver; see section 'An example with invasive rats in Hawaii'). Given this definition and our framework, all lose-lose and win-win scenarios are synergies, and some neutral-neutral scenarios are also synergies—all outcomes that occur on the positive diagonal in Fig. 1. For example, all three synergistic dual-outcomes (win-win, lose-lose and neutral-neutral) are possible when forest restoration reduces diarrhoeal risk, depending on the specific baselines and outcome directions considered (Fig. 2). This results in an important corollary: lose-lose scenarios have win-win potential, and thus practitioners and decision makers seeking win-win solutions could start by searching for lose-lose scenarios.

In contrast, win-lose and lose-win outcomes represent trade-offs between conservation and human health, where the outcomes are linked by causal, negative relationships, or a shared driver affects the two outcomes in opposite directions. For example, in some parts

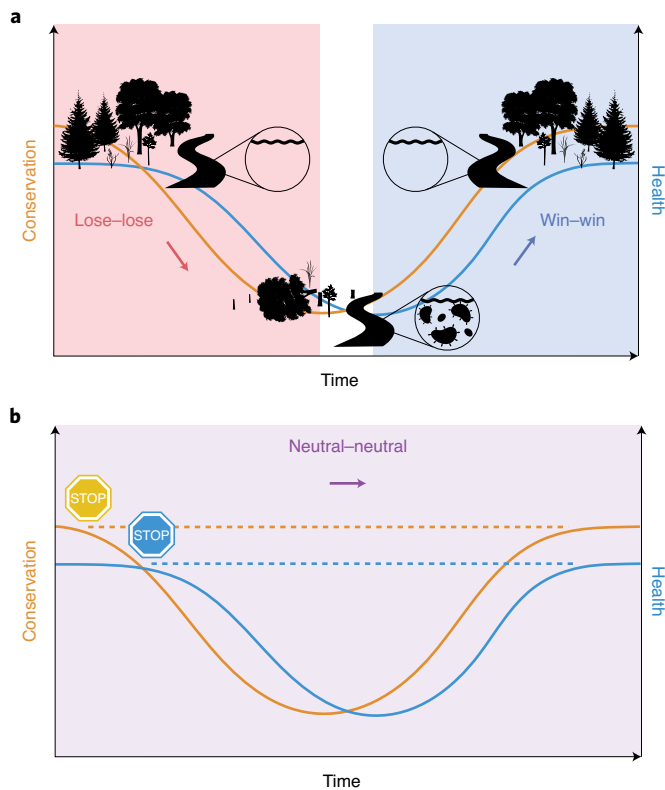


Fig. 2 | ‘Sick care’ and ‘preventative care’ within coupled human and natural systems can each create neutral-neutral outcomes. a, Starting from pristine historical baselines, deforestation increases runoff containing human enteric pathogens and decreases biodiversity, creating a lose-lose for people and nature. From those degraded baselines, reforestation efforts to restore biodiversity, improve water quality and reduce human disease risk would be a win-win solution. **b,** When comparing pristine historical baselines to final restoration end-points, the degradation-restoration scenario is a net neutral-neutral outcome (that is, ‘sick care’, solid lines). In contrast, if deforestation were prevented, this would be a preventative neutral-neutral outcome (dashed lines).

of Africa, declines in water quality can extirpate freshwater crabs and the larval black flies that attach to them. Reduced black fly larvae abundance causes fewer adult black flies to transmit onchocerciasis to humans, such that a loss for freshwater biodiversity can be a win for human health (lose-win). Because the biodiversity and health outcomes are negatively correlated, acting on this existing relationship cannot produce a win-win scenario²³. For instance, restoring the freshwater crabs (a conservation improvement from an ‘unhealthy’ baseline) could cause black flies and onchocerciasis to increase again (a health decline from a ‘healthy’ baseline), creating the opposite trade-off scenario (win-lose). Given the difficulty in changing underlying correlations in such trade-off scenarios, the sustainability and ecosystem services literatures often recommend avoiding or mediating trade-offs.

However, the best—but perhaps most difficult—solutions might be those that re-engineer, bypass or break negative associations between conservation and human health^{5,6}. For instance, in the example where damming the Senegal River extirpated prawns and increased schistosomiasis in humans, there is a lose-win trade-off between prawns and agriculture and a lose-win trade-off between human infectious disease control and agriculture. To break these negative associations, efforts are underway to design a prawn ladder for the dam that can restore prawn migration upstream from dams. This technological solution would maintain the dam and

agricultural gains while also restoring prawns and human health, turning a trade-off scenario into a win-win.

Finally, there are conservation and health outcomes that are consistently uncorrelated, where an intervention could affect one sector but not the other (win-neutral, neutral-win, lose-neutral and neutral-lose; Fig. 1, middle column and row). For instance, consider regions where malaria burdens are high (‘unhealthy’ baseline) and freshwater ecosystems are either degraded or pristine (‘unhealthy’ or ‘healthy’ baseline). From these baselines, insecticide-treated bed nets have produced exceptional reductions in malaria burdens at low cost^{24,25}, with negligible environmental consequences on non-target species (when bed nets have not been co-opted for fishing²⁶). This is a win-neutral scenario for health and conservation relative to baselines, and a preferred conservation outcome over other possible interventions, such as wetland draining. These neutral outcomes are often overshadowed by win-wins within SDG target networks¹¹, but once identified, win-neutral interventions implemented by only one sector may promote rapid progress toward achieving SDG goals.

Adding complexity to pairwise comparisons

An intervention might have several conflicting or complementary effects on ecosystem integrity, human health or other sectors. To understand and make decisions in these complex systems, it is common in the SDG literature to create networks of all targets and then to evaluate the relationship between each pair^{5,11,13}. For example, in Table 1, we show how 9 out of the 17 SDGs might have been impacted in India by a national policy banning diclofenac, a veterinary medicine that caused widespread vulture declines when vultures fed on toxic livestock carcasses (Fig. 3)^{27,28}. The diclofenac ban was implemented to conserve vultures (SDG 15: Life on Land), which was expected to reduce carrion availability, free-ranging dog populations, and human rabies risk from dog bites (SDG 3: Good Health and Well-being; Fig. 3a, Table 1). Banning diclofenac was also expected to have positive impacts (wins) on many other SDGs, including reducing poverty and improving water quality (Table 1)^{29–31}. The diclofenac ban was not expected to create any trade-offs among SDGs, except perhaps by increasing aeroplane collisions with vultures²⁷. Of course, it is unlikely that any intervention in a complex system will improve everything, and there were several neutral outcomes that would likely maintain ‘unhealthy’ baselines (Table 1). Therefore, in this example, all pairwise comparisons are expected to be win-wins or win-neutrals. Though neutral outcomes are often ignored, retaining them helps to identify interventions that make improvements in some sectors without creating or exacerbating problems in others.

In addition to comparing many targets or SDGs, decision makers might compare many interventions using tools like multi-criteria decision-making analyses. When comparing intervention options in this way, it is useful to consider not only their qualitative outcomes, but also their effect sizes. To do this with our nine-panel framework, the baseline condition can be represented by the plot origin, and neutral outcomes can be placed along the axes that measure impacts on each target (Fig. 4). Associations between targets can be represented as vectors, and points along vectors are possible endpoints for interventions acting on those relationships. Endpoints can be constrained by some budget or other limited resource pool (Fig. 4). Therefore, intervention ranking and subsequent selection will depend on the priorities and resources available to decision makers or practitioners. Our framework makes it easier to define and compare these options.

Finally, the relationships between two targets might be nonlinear (Fig. 4, Intervention Options 2 and 3) or involve other complexities, such as time lags. For instance, forest restoration can only increase native biodiversity until the historical baseline is achieved. After that point, improvement or restoration—a win in our framework—is no longer possible and the conservation outcome direction switches

Table 1 | Banning diclofenac in India and surrounding nations after widespread vulture declines was expected to impact 9 out of 17 Sustainable Development Goals, all of which had relatively unhealthy baselines in 2008

Sustainable Development Goal	Baseline (in 2008)	Expected direction of change	References
1. No Poverty	Unhealthy: 31% below poverty line in 2009.	Win: fewer free-ranging dogs and fewer rabid dogs should lead to fewer bites, reducing lost wages due to sickness and/or treatment and money spent on post-exposure treatment.	27,40
2. Zero Hunger	Unhealthy: food insecurity and undernourishment rates were too high.	Win: food security might increase with reduced expenditures on dog bite treatments and reduced livestock losses due to dog attacks, rabies and potentially other diseases transmitted by carcasses not eaten by vultures (for example, anthrax) ^a .	27,40
3. Good Health and Well-being	Unhealthy: millions of people bitten by dogs annually in India required post-exposure treatment. India also had the highest burdens of rabies infections and rabies-associated deaths in the world.	Win: hypothetically, vulture population restoration would reduce free-ranging dog populations, leading to fewer bites, fewer rabies cases and reduced premature death. Vultures might also reduce burdens of other diseases, such as anthrax, by faster carcass removal ^b .	27
4. Quality Education	Unhealthy: fewer girls than boys in school at all levels of education.	Neutral: vulture conservation is not expected to affect education, unless indirectly through wealth or well-being.	40
5. Gender Equality	Unhealthy: women held a relatively small proportion of parliament positions, composed <50% of the work force and so on.	Neutral: vulture conservation is not expected to affect gender equality, unless indirectly through wealth or well-being.	40
6. Clean Water and Sanitation	Unhealthy: for example, in 2012, hundreds of millions of people living in India practiced open defaecation.	Win: vultures provide sanitation services by consuming carcasses (sources of some diseases), garbage waste, and human and livestock faeces.	29,41
7. Affordable and Clean Energy	Not applicable	Neutral: not applicable.	-
8. Good Jobs and Economic Growth	Unhealthy: some livelihoods that were dependent on vulture services were experiencing hardships due to vulture declines.	Win: beyond the livestock industry, waste removal by vultures benefits some livelihoods (for example, livestock butchering, tanning, and bone collecting for fertilizer). Vultures can also provide ecotourism opportunities.	27,29
9. Industry, Innovation and Infrastructure	Not applicable	Neutral: not applicable.	-
10. Reduced Inequalities	Unhealthy: the poor are disproportionately burdened by dog bites, rabies deaths and lost economic benefits from vultures.	Win: domestic dog management (for example, vaccination) is considered the gold standard rabies intervention by the World Health Organization (WHO) because it is likely the most effective and equitable intervention. Vulture conservation to control dog population dynamics might similarly reduce inequalities.	30
11. Sustainable Cities and Communities	Unhealthy: people living in lower-income neighbourhoods feel unsafe due to bite risks from domestic dogs with rabies. Additionally, in some places, sky burial practices used by the Parsis religion were impeded by vulture declines.	Win: if vulture restoration works to reduce dog populations (especially of feral dogs) through competition, dog bite risks should decline. Vulture restoration might also restore cultural and/or religious values associated with vultures, such as sky burials.	27
12. Responsible Consumption and Production	Not applicable	Neutral: not applicable.	-
13. Climate Action	Not applicable	Neutral: not applicable.	-
14. Life Below Water	Relatively unhealthy: no specific relevant indicators were available, but waste reaching waterways might have been relatively high when vultures declined.	Win: by consuming garbage waste and faeces, vultures might reduce pollution reaching waterways.	29
15. Life on Land	Unhealthy: more than 95% of populations of three vulture species died from diclofenac poisoning in roughly a decade, altering ecosystem structure and functions.	Win: restored populations of three threatened vulture species; restored nutrient cycling through scavenging; reduced wildlife contacts and wildlife disease transmission at quickly removed carcasses. Potentially also reduced impacts on wildlife that dogs depredate or compete with.	27,28,31
16. Peace, Justice and Strong Institutions	Not applicable	Neutral: not applicable.	-
17. Partnerships for the Goals	Not applicable	Neutral: not applicable.	-

For a detailed cost-benefits analysis, see ref. 27. ^aReplacement livestock non-steroidal anti-inflammatory drugs (NSAIDs) might be more expensive than diclofenac at first, potentially reducing livestock output for some people, but government subsidies for new NSAIDs would be cost-effective. ^bVulture restoration might increase air accidents, which would be a loss for human well-being, but it is unclear how large this risk is.

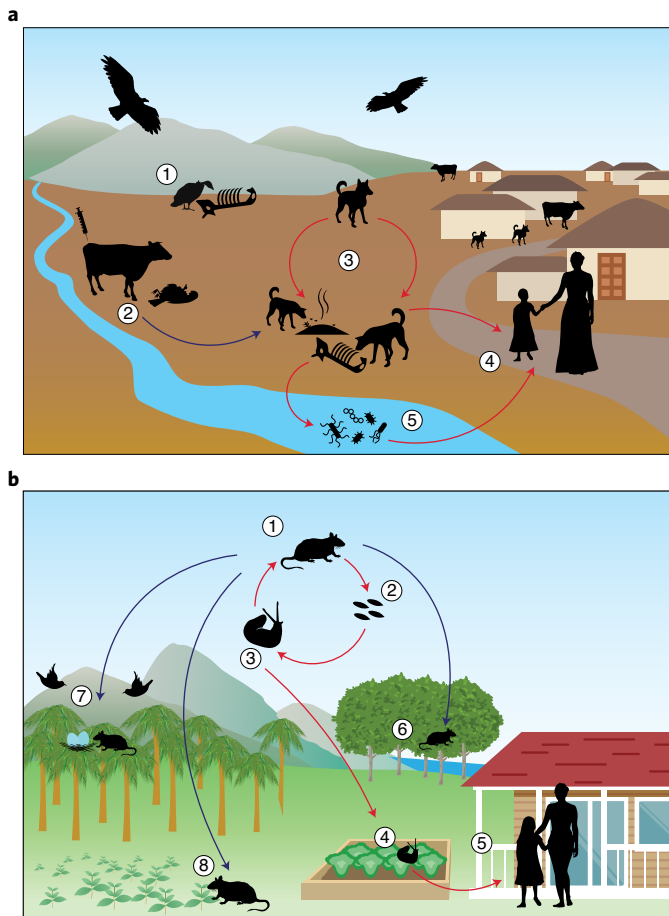


Fig. 3 | Two complex systems where ecosystem and human health are connected. a, Vultures play important roles in nutrient cycles and carrion and refuse removal in India (1). When vultures are poisoned by the veterinary medicine diclofenac (2), free-ranging domestic dog populations might increase with food availability, leading to increased circulation of rabies within dog populations (3). Increased dog populations can lead to increased dog bites and rabies deaths in humans (4). Humans might also experience increased risk of environmental pathogens (5), which accumulate faster in ecosystems without carrion and refuse removal by vultures. **b,** Larval rat lungworms are excreted from rats (1) in their faeces (2), which are then consumed by slugs (3). Infected slugs can infect rats and contaminate vegetables (4) consumed by humans (5), leading to human infection. In addition to causing human diseases, invasive rats are also problematic on Hawai'i and other islands because they consume human crops (for example, macadamia nuts (6)) and endemic species (for example, bird eggs (7) and seedlings (8)). The red arrows indicate infectious disease transmission connections and the blue arrows indicate connections that are not related to infectious disease transmission.

to neutral; the outcome saturates with intervention intensity (for example, Fig. 4, Intervention Option 2). Furthermore, forest restoration might take decades, and resulting ecosystem services (for example, water purification) might not be achieved quickly, creating a large temporal lag in the correlation between forest restoration and human health benefits. Long-term outcomes are often the most cost-efficient, but they can be difficult to fund or implement if they require large initial buy-ins or long delays before benefits manifest. Because definitions based on short-term correlations alone might miss these complexities, our directions-based framework encompasses historical conditions and long-term futures.

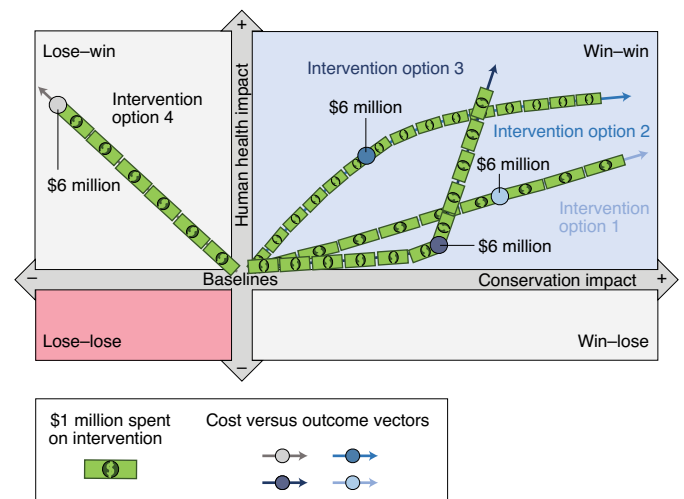


Fig. 4 | Multiple interventions can be compared on the basis of not only on their qualitative outcomes, but also on their effect sizes and cost-effectiveness. The baseline conditions are the origin of this plot, and vectors indicate trajectories that result from investing in an intervention. The blue points show three win-win interventions with the same cost that vary in conservation and human health outcomes, compared to a lose-win intervention (grey point) with the same cost. Neutral outcomes are on the plot axes.

An example with invasive rats in Hawai'i

Intervention planning, monitoring and evaluation are often accomplished using the 'theory-of-change' approach^{32,33}. Using this process, practitioners and stakeholders collaboratively describe project activities, short-term outputs, long-term outcomes and the causal relationships linking these entities in an explicit theory-of-change (TOC) diagram that illustrates what a successful intervention will look like (Fig. 5a). By making a few small changes to this workflow, practitioners can adapt this approach to our multi-outcome framework (Fig. 5a). In particular, after defining their baselines in time and space, all parties can think through their intervention options while considering multi-sector outputs and outcomes, like those for both human infectious disease control and conservation. Outcomes can then be compared to baselines, and outcome directions (win, neutral or lose) can be recorded on the TOC diagram. To illustrate this process, we show example TOC diagrams for two possible interventions that should reduce rat-associated diseases infecting people in Hawai'i, where both interventions involve a 'win' for human health, but the conservation outcomes differ between the interventions (Fig. 5).

Invasive rats cause problems for many stakeholders in Hawai'i (Fig. 3b)^{34–36}. Each year, several people become sick with rat-associated infectious diseases, such as rat lungworm disease, toxoplasmosis and murine typhus. People can become infected via several transmission routes, such as parasite-contaminated vegetables or bites from flea vectors³⁵. Invasive Polynesian, black and Norway rats (*Rattus exulans*, *R. rattus* and *R. norvegicus*) also eat endemic Hawaiian flora and fauna that evolved without rat predators (for example, a forest bird called the Oahu elepaio (*Chasiempis ibidis*) and a flowering plant called the superb cyanea (*Cyanea superba*)^{37,38} and agricultural crops such as sugarcane and macadamia nuts. This example shows the complexity in coupled human and natural systems where practitioners are seeking win-win solutions: there are multiple invasive rat species, conservation targets (one for each endemic species), human infectious disease targets (one for each parasite), targets in other sectors, and affected islands and/or

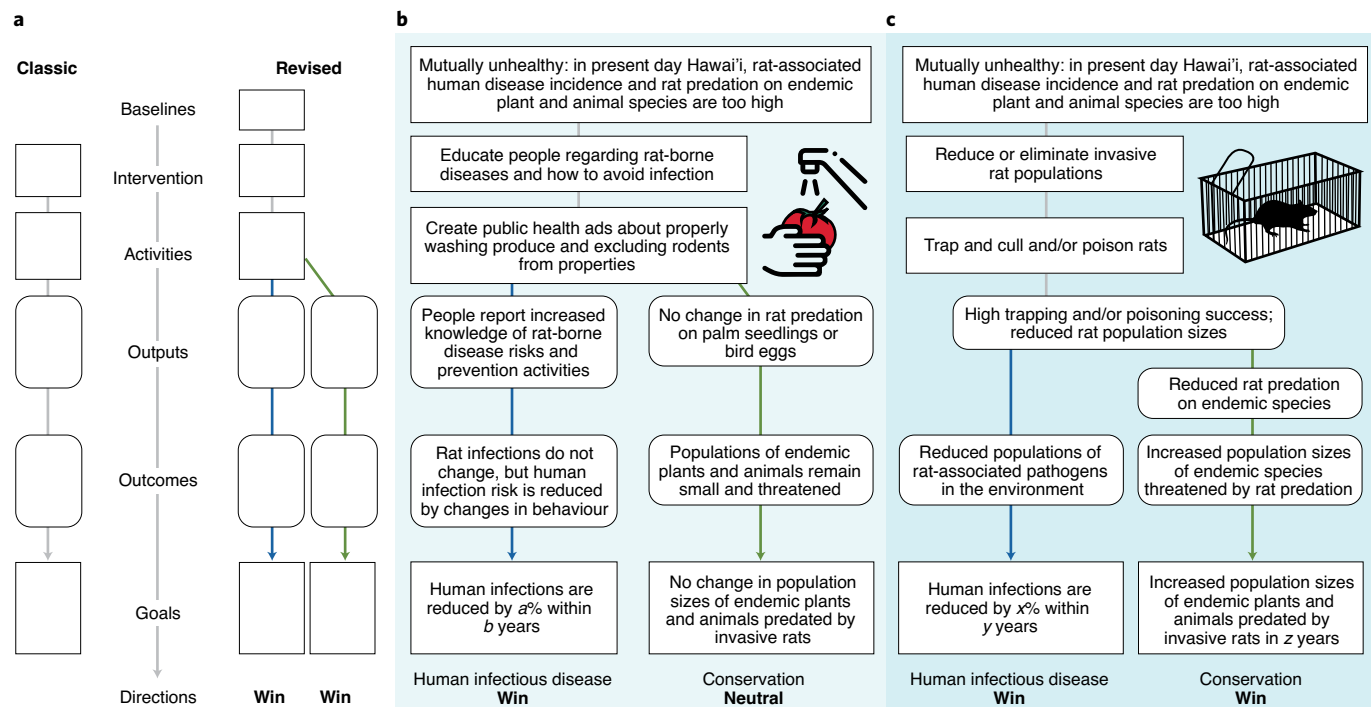


Fig. 5 | Planning and comparing interventions using theory-of-change diagrams. a–c, From mutually unhealthy baselines, we use a revised, multi-outcome, baseline- and direction-explicit theory-of-change (TOC) approach (**a**) to illustrate how two possible interventions would represent future win-neutral (**b**) and win-win (**c**) solutions for human health and conservation in Hawai'i. Further details could be added to these TOC diagrams to capture other outcomes (for example, poisoning non-target wildlife and reduced rat predation on agricultural crops).

habitats. We simplify the example below by summarizing all outcomes into two outcome categories: one for rat-borne human infectious diseases and one for rat-impacted endemic flora and fauna.

To use our framework, we first select appropriate baselines in time and space. We could select the historical human health and conservation baselines that existed 200 or 800 years ago, before black and Norway rats invaded and before Polynesian rats invaded, respectively. From those historical baselines (no rat-associated disease and no rat predation), both human health and endemic species have declined: a lose–lose scenario. However, to compare potential present-day intervention options, we instead use present-day human disease incidence and endemic species population sizes as our baselines. In particular, we consider these baselines to be mutually ‘unhealthy’ (Fig. 5b,c), because human disease incidence is above acceptable levels and many endemic species are threatened with further declines and/or extinction due to rat predation. Therefore, this example is one where ‘sick care’ is required.

Human health alone could be improved through educational campaigns to teach people about rat-associated disease risks and personal prevention measures, such as washing vegetables (Fig. 5b). Within weeks, practitioners could use surveys to measure self-reported changes in behaviour (Fig. 5b, Outputs). These behavioural changes should reduce human infection risks (Fig. 5b, Outcomes) and human disease burdens (Fig. 5b, human infectious disease direction = win), but would need to be maintained indefinitely, because potential transmission pathways from rats to people would still exist (for example, infected rats and slugs would still persist). Similarly, because neither educational campaigns nor human behavioural changes would reduce rat population sizes, this intervention would have no effect on rat predation intensity on wildlife or crops (Fig. 5b, conservation direction = neutral). This win–neutral intervention would be easy to implement and might save lives, but it represents a mixed-value dual-outcome scenario: the outcome value for human infectious disease control is positive (bad to better; win), whereas the outcome

values for conservation and agriculture are negative (bad to equally bad; neutral from an unhealthy baseline). Therefore, educational campaigns alone are not the most beneficial intervention option.

Instead, there is at least one intervention that would be a mutually positive, win–win–win solution: invasive rat control or eradication (Fig. 5c). Rat control efforts use rat poison or traps³⁶, and practitioners monitor success by measuring rat mortality or rat population sizes (Fig. 5c, Outputs), because rat populations are the shared driver linking human health, conservation and agriculture outcomes. In particular, over months to years, decreasing rat populations should reduce human disease (human health ‘win’), increase endemic species population sizes (conservation ‘win’), and increase crop production (agricultural ‘win’, not shown in Fig. 5c for simplicity). However, this potential win–win–win could have non-target effects, which could be anticipated and mitigated. For instance, rat poison can be eaten by other wildlife and accumulate in the food web, and thus poisoning might need to be substituted with rat trapping in some contexts³⁹. If non-target effects are avoided or minimized, rat control has the potential to be more broadly beneficial than educational campaigns alone.

Conclusions

Whether evaluating an intervention with a few multi-sector targets or making many pairwise comparisons within an SDG target network, deciding whether two targets represent a synergy, a trade-off or independent outcomes requires explicit definitions that can be shared within interdisciplinary teams. Here we present a nuanced guide for identifying and comparing nine possible interdependent and independent outcomes using a process that defines baselines, outcome directions (win, lose or neutral) and associated values. This framework can be used to identify and prevent lose–lose scenarios before they occur (akin to ‘preventative care’) or to identify good opportunities for win–win solutions where damage to human health and to ecosystems has already occurred (akin to ‘sick care’).

However, acting on the positive links between people and nature is just one way to safeguard future human well-being while preserving ecosystems and biodiversity; opportunities for positively valued multi-sector outcomes might also be found where people and nature are not interconnected and/or where negative, trade-off links can be avoided or re-engineered. Comparing and contrasting the nine possible dual outcomes reveal more ways that funders, policymakers, researchers and practitioners can intervene to accelerate progress towards the SDGs.

Received: 25 August 2019; Accepted: 19 October 2020;
Published online: 16 November 2020

References

1. A Guide to SDG Interactions: from Science to Implementation (International Council for Science, 2017); <https://go.nature.com/3o5nOD3>
2. IPBES Summary for Policymakers of the Global Assessment Report on Biodiversity and Ecosystem Services of the Intergovernmental Science-Policy Platform on Biodiversity and Ecosystem Services (IPBES Secretariat, 2019).
3. Schneider, F. et al. How can science support the 2030 Agenda for Sustainable Development? Four tasks to tackle the normative dimension of sustainability. *Sustain. Sci.* **14**, 1593–1604 (2019).
4. Barbier, E. B. & Burgess, J. C. Sustainable development goal indicators: analyzing trade-offs and complementarities. *World Dev.* **122**, 295–305 (2019).
5. Pradhan, P., Costa, L., Rybski, D., Lucht, W. & Kropp, J. P. A systematic study of Sustainable Development Goal (SDG) interactions. *Earth's Future* **5**, 1169–1179 (2017).
6. Howe, C., Suich, H., Vira, B. & Mace, G. M. Creating win-wins from trade-offs? Ecosystem services for human well-being: a meta-analysis of ecosystem service trade-offs and synergies in the real world. *Glob. Environ. Change* **28**, 263–275 (2014).
7. Whitmee, S. et al. Safeguarding human health in the Anthropocene epoch: report of The Rockefeller Foundation–Lancet Commission on planetary health. *Lancet* **386**, 1973–2028 (2015).
8. Naidoo, R. & Fisher, B. Reset Sustainable Development Goals for a pandemic world. *Nature* **583**, 198–201 (2020).
9. Nilsson, M. et al. Mapping interactions between the sustainable development goals: lessons learned and ways forward. *Sustain. Sci.* **13**, 1489–1503 (2018).
10. Cohen-Shacham, E., Walters, G., Janzen, C. & Maginnis, S. (eds) *Nature-based Solutions to Address Global Societal Challenges* (IUCN, 2016).
11. Allen, C., Metternicht, G. & Wiedmann, T. Prioritising SDG targets: assessing baselines, gaps and interlinkages. *Sustain. Sci.* **14**, 421–438 (2019).
12. Mayrhofer, J. P. & Gupta, J. The science and politics of co-benefits in climate policy. *Environ. Sci. Policy* **57**, 22–30 (2016).
13. Le Blanc, D. *Towards Integration at Last? The Sustainable Development Goals as a Network of Targets* (United Nations, Department of Economic and Social Affairs, 2015).
14. Sokolow, S. H. et al. Nearly 400 million people are at higher risk of schistosomiasis because dams block the migration of snail-eating river prawns. *Phil. Trans. R. Soc. B* **372**, 20160127 (2017).
15. Steinmann, P., Keiser, J., Bos, R., Tanner, M. & Utzinger, J. Schistosomiasis and water resources development: systematic review, meta-analysis, and estimates of people at risk. *Lancet Infect. Dis.* **6**, 411–425 (2006).
16. Sokolow, S. H. et al. Global assessment of schistosomiasis control over the past century shows targeting the snail intermediate host works best. *PLoS Negl. Trop. Dis.* **10**, e0004794 (2016).
17. Martin, D. A. et al. Land-use history determines ecosystem services and conservation value in tropical agroforestry. *Conserv. Lett.* **13**, e12740 (2020).
18. Medlock, J. M. et al. A review of the invasive mosquitoes in Europe: ecology, public health risks, and control options. *Vector Borne Zoonotic Dis.* **12**, 435–447 (2012).
19. van Riper, C., van Riper, S. G., Goff, M. L. & Laird, M. The epizootiology and ecological significance of malaria in Hawaiian land birds. *Ecol. Monogr.* **56**, 327–344 (1986).
20. Franklin, B. Protection of Towns from Fire. *The Pennsylvania Gazette* (4 February 1735).
21. Bauch, S. C., Birkenbach, A. M., Pattanayak, S. K. & Sills, E. O. Public health impacts of ecosystem change in the Brazilian Amazon. *Proc. Natl Acad. Sci. USA* **112**, 7414–7419 (2015).
22. Herrera, D. et al. Upstream watershed condition predicts rural children's health across 35 developing countries. *Nat. Commun.* **8**, 811 (2017).
23. McShane, T. O. et al. Hard choices: making trade-offs between biodiversity conservation and human well-being. *Biol. Conserv.* **144**, 966–972 (2011).
24. Lengeler, C. Insecticide-treated bed nets and curtains for preventing malaria. *Cochrane Database Syst. Rev.* <https://doi.org/10.1002/14651858.CD000363.pub2> (2004).
25. Price, J., Richardson, M. & Lengeler, C. Insecticide-treated nets for preventing malaria. *Cochrane Database Syst. Rev.* <https://doi.org/10.1002/14651858.CD000363.pub3> (2018).
26. Short, R., Gurung, R., Rowcliffe, M., Hill, N. & Milner-Gulland, E. J. The use of mosquito nets in fisheries: a global perspective. *PLoS ONE* **13**, e0191519 (2018).
27. Markandya, A. et al. Counting the cost of vulture decline—an appraisal of the human health and other benefits of vultures in India. *Ecol. Econ.* **67**, 194–204 (2008).
28. Buechley, E. R. & Şekercioglu, Ç. H. The avian scavenger crisis: looming extinctions, trophic cascades, and loss of critical ecosystem functions. *Biol. Conserv.* **198**, 220–228 (2016).
29. Gangoso, L. et al. Reinventing mutualism between humans and wild fauna: insights from vultures as ecosystem services providers. *Conserv. Lett.* **6**, 172–179 (2013).
30. Hampson, K. et al. Estimating the global burden of endemic canine rabies. *PLoS Negl. Trop. Dis.* **9**, e0003709 (2015).
31. Ogada, D. L., Torchin, M. E., Kinnaird, M. F. & Ezenwa, V. O. Effects of vulture declines on facultative scavengers and potential implications for mammalian disease transmission. *Conserv. Biol.* **26**, 453–460 (2012).
32. Breuer, E., Lee, L., De Silva, M. & Lund, C. Using theory of change to design and evaluate public health interventions: a systematic review. *Implement. Sci.* **11**, 63 (2016).
33. *Constructing Theories of Change for Ecosystem-Based Adaptation Projects: A Guidance Document* (Conservation International, 2013).
34. de Wit, L. A. et al. Estimating burdens of neglected tropical zoonotic diseases on islands with introduced mammals. *Am. J. Trop. Med. Hyg.* **96**, 749–757 (2017).
35. Morand, S. et al. Global parasite and *Rattus* rodent invasions: the consequences for rodent-borne diseases. *Integr. Zool.* **10**, 409–423 (2015).
36. Duron, Q., Shiels, A. B. & Vidal, E. Control of invasive rats on islands and priorities for future action. *Conserv. Biol.* **31**, 761–771 (2017).
37. Vanderwerf, E. A. Importance of nest predation by alien rodents and avian poxvirus in conservation of Oahu elepaio. *J. Wildl. Manag.* **73**, 737–746 (2009).
38. Pender, R. J., Shiels, A. B., Bialic-Murphy, L. & Mosher, S. M. Large-scale rodent control reduces pre- and post-dispersal seed predation of the endangered Hawaiian lobeliad, *Cyanea superba* subsp. *superba* (Campanulaceae). *Biol. Invasions* **15**, 213–223 (2013).
39. Hoare, J. M. & Hare, K. M. The impact of brodifacoum on non-target wildlife: gaps in knowledge. *N. Z. J. Ecol.* **30**, 157–167 (2006).
40. DataBank (The World Bank, 2020); <https://databank.worldbank.org/home.aspx>
41. *Progress on Drinking Water and Sanitation: 2012 Update* (World Health Organization and UNICEF, 2012); <https://go.nature.com/2HOJFOR>

Acknowledgements

The Ecological Levers for Health working group was supported by the Science for Nature and People Partnership (SNAPP). L.H.K. and I.J.J. were supported by NSF Graduate Research Fellowships (nos. DGE-114747 and 1656518). N.N. was supported by the Bing Fellowship in Honor of Paul Ehrlich and the Stanford Data Science Scholars program. A.J.P. was supported by a Queensland Government Accelerate Postdoctoral Research Fellowship and an ARC DECRA fellowship (DE190100710). C.L.W. was supported by a grant from the National Science Foundation (OCE-1829509), an Alfred P. Sloan Foundation Sloan Research Fellowship, and a University of Washington Innovation Award. A.J.L. was supported by a James and Nancy Kelso Stanford Interdisciplinary Graduate Fellowship. A.J.M. was supported by a NSF Postdoctoral Research Fellowship in Biology (no. 1611767). G.A.D.L., A.J.P. and S.H.S. were partially supported by the National Institutes of Health (R01TW010286), the National Science Foundation (CNH1414102), and a GDP SEED grant from the Freeman Spogli Institute at Stanford University. G.A.D.L. was also partially supported by NSF DEB no. 2011179. K.D.L. was supported by the Ecosystem Mission Area of the US Geological Survey. Any use of trade, product, or firm names in this publication is for descriptive purposes only and does not imply endorsement by the US Government.

Author contributions

S.R.H., K.D.L., S.H.S. and G.A.D.L. designed the framework with input from all authors; N.N. and S.R.H. created the figures with design input from all authors; S.R.H. led the writing, and all authors wrote and revised the drafts. All authors gave final approval for publication.

Competing interests

The authors declare no competing interests.

Additional information

Correspondence should be addressed to S.R.H.

Peer review information *Nature Sustainability* thanks Christopher Golden, Melissa Marselle and Kris Murray for their contribution to the peer review of this work.

Reprints and permissions information is available at www.nature.com/reprints.

Publisher's note Springer Nature remains neutral with regard to jurisdictional claims in published maps and institutional affiliations.

© Springer Nature Limited 2020